



ANNUAL REPORT 2014



BCWD Annual Report 2014



A leader in the water and sanitation industry advancing integrated water resource management.



Butuan City Water District, a service-oriented entity, endeavors to preserve the environment, deliver quality service and satisfy its customers.



- C - Commitment**
- L - Leadership**
- I - Integrity**
- E - Excellence**
- N - Novelty (Innovation)**
- T - Teamwork**
- S - Safety**

Contents

VISSION MISSION AND CORE VALUES	2
TO OUR STAKEHOLDERS	4
PRODUCTS AND SERVICES	
Water Source/ Production	5
Water Quality	7
Maintenance	8
WATER CONNECTIONS	
Active/ Metered Connections	9
New Service Connections	9
Revenue Collections	10
Average Consumptions	11
Notice of Collection to Innaactive Accounts	13
INFRASTRUCTURE DEVELOPMENT	
Mainline Extension/ Improvment	14
Pipe Replacement (from HDPE to uPVC)	15
Expansion of Lines	15
HUMAN RESOURCES DEVELOPMENT	
2014 Distribution of Personnel	16
Personnel from Movement	17
Staff Productivity Index	18
Personnel Mechanism	19
FINANCIAL CAPABILITY	
Balance Sheet	20
Assets	20
Liabilities and Government Equity	21
RESULTS OF OPERATION	
Income Statement	21
Revenues	22
Expenses	22
Cash Flow Statement	22
Cash Flows	23
Distribution of Cash Receipts	23
PROCUREMENT	
Summary of Procurements by the BAC for 2014	24
GENERAL SERVICES	
Materials, Supplies and Property and Management	27
POLICIES	
Conventions, fora, seminars and meetings attended	27
WATERSHED AND ENVIRONMENTAL MANAGEMENT	
Implementation of National Greening Program	29
PUBLIC INFORMATION/ RELATIONS	
Press/ News Release	30
Institutional Ad/ Informational Materials	30
Institutional Activities	31
National Representation	32
Watershed Symposium	34
Production of Program/ Invitation	34



TO OUR STAKEHOLDERS

The country's economy expanded by 6.1% in 2014, fueled by sustained increases in private consumption, higher fixed investment, and recovery in exports. Private consumption generated more than 60% of the growth in gross domestic product (GDP) last year. Consumer spending grew by 5.4%, benefitting from a 2.8% rise in employment, modest inflation, and higher remittances from overseas Filipinos, which reached \$27.0 billion after climbing in 2014 by 6.3%, or by 10.9% in Philippine peso terms.


Meanwhile, Butuan City showed its dynamic economy in 2014 as evidenced by its high income generated from the business and agriculture sectors. Butuan City was ranked 4th and 16th Most Competitive City for the years 2012 and 2014 by the National Competitiveness Council of the Philippines.

As the Philippine and Butuan economies grew in 2014, Butuan City Water District (BCWD) posted a positive net income. Based on the Income Statement, our Net Income had considerably increased by 139% from ₱22,833,491 in 2013 to ₱54,620,589 this year. It had accumulated total assets amounting to ₱1,350,237,481.71, with net increase of ₱54,779,823.79 or approximately 4.23% from 2013's net assets.

Overall, BCWD had a favorable result of operation for CY 2014. Thus, it remained strong and resilient despite all the challenges it faced in 2013.

With that, in behalf of BCWD, we wish to thank all our stakeholders, particularly our concessionaires, for their trust and confidence to all our undertakings in 2014. May you continue to be with us and support all our programs, projects and activities in 2015.


ANSELMO L. SANG TIAN, C.E.
 General Manager


CRISPIN L. YOUNG
 Chairman

WATER SOURCE/ PRODUCTION

BCWD utilizes the two (2) water sources for its water supply. The Taguibo River at Sitio Iyao, Barangay Anticala as surface water source and five (5) pumping facilities used to extract water from groundwater source.

from combined sources was 94.97% of the target or projected volume. This can be attributed to the unfavourable weather condition at the watershed areas. It affected the production from the surface water during the first quarter of 2014. Moderate to intense rain at the upslopes of the watershed

areas caused higher turbidity level of the Taguibo River and its tributaries. Table 1 shows the monthly production (Ground Water & Surface Water) including the projected volume.

Water produced for the year 2014

Table 1. Monthly Actual Production (Ground Water & Surface Water) against the Projected Volume.

Qtr	Month	PRODUCTION				Percentage
		Projected	Actual		Total	
			Ground Water	Surface Water		Total Actual/Projected
		(m ³)	(m ³)	(m ³)	(m ³)	%
1st	January	909,329	429,350	223,259	652,609	71.77%
	February	916,825	152,129	472,888	625,017	68.17%
	March	911,619	185,323	674,007	859,330	94.26%
	Sub-total	2,737,773	766,802	1,370,154	2,136,956	78.05%
2nd	April	906,396	99,056	803,144	902,200	
	May	901,335	47,669	948,538	996,207	
	June	896,105	174,736	667,743	842,479	
	Sub-total	2,703,836	321,461	2,419,425	2,740,886	101.37%
3rd	July	891,010	216,464	604,657	821,121	
	August	886,753	121,408	785,292	906,700	
	September	883,224	202,591	783,205	985,796	
	Sub-total	2,660,987	540,463	2,173,154	2,713,617	101.98%
4th	October	879,758	228,440	711,910	940,350	
	November	876,375	297,927	516,820	814,747	
	December	873,077	304,532	540,599	845,131	
	Sub-total	2,629,210	830,899	1,769,329	2,600,228	98.90%
	Grand Total	10,731,806	2,459,625	7,732,062	10,191,687	94.97%
	Monthly Average	894,317.17	204,968.75	644,338.50	849,307.25	
	Percent (Contribution to Total Actual Production)		24.13%	75.87%		

Comparatively, actual production was 5.03% below the projected volume. The highest production was attained in May 2014 and the lowest production occurred in the months of January 2014 and February 2014.

Figure 1. 2014 Monthly Production (Projection against Actual)

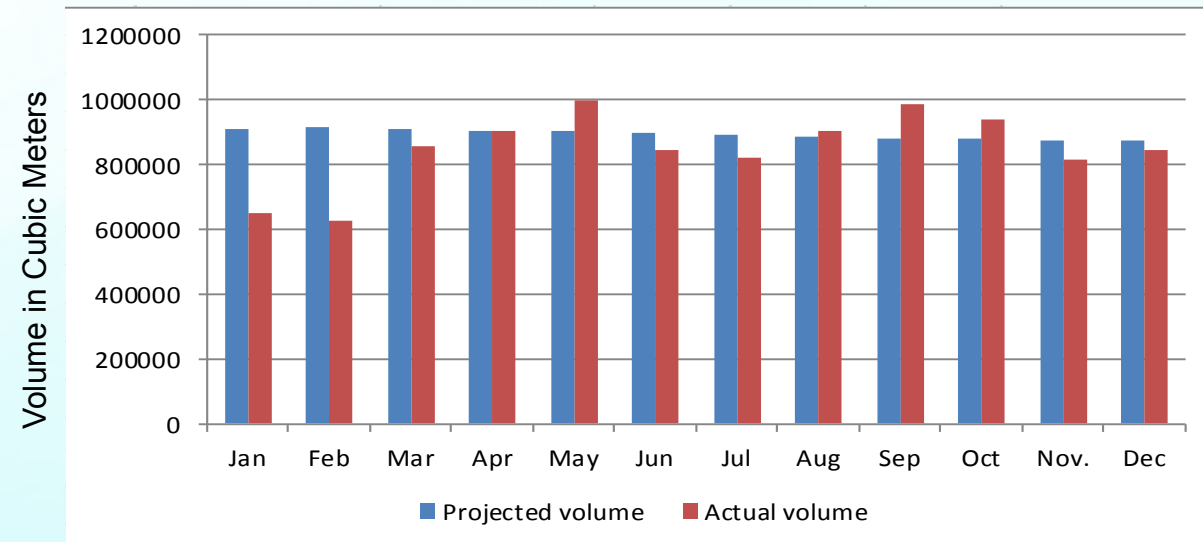


Figure 2. Comparison of 2014 Monthly Production from Filtration Plant (Surface Water) and Pumping Stations (Groundwater)

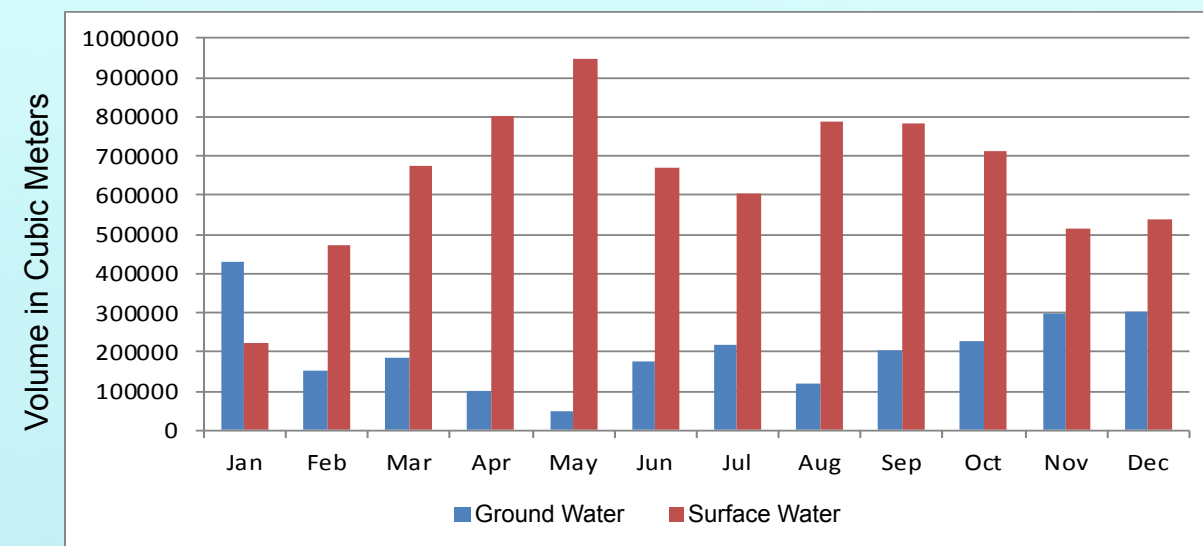


Figure 3. Percentage Contribution

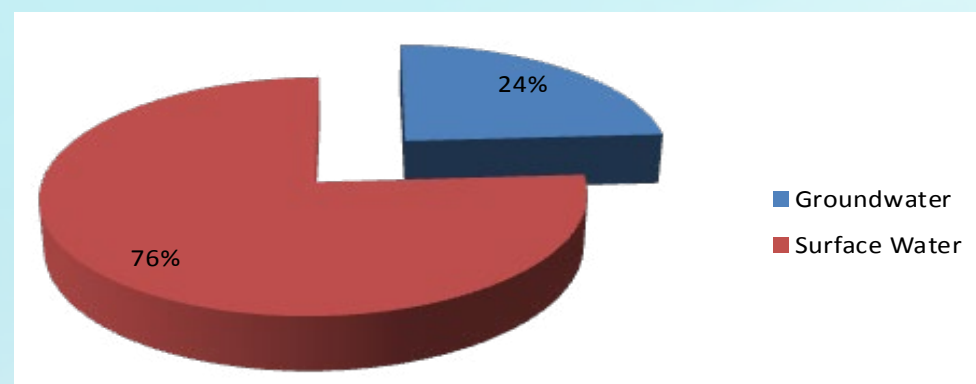


Figure 2 illustrates that the highest production from surface water was attained in the month of May 2014 and at the same time the lowest production from groundwater source. This is the time when there is less interruption at the watershed areas or moderate to intense rainfall events causing higher turbidity level of Taguibo River. The table further shows that in the month of January 2014, the production through the groundwater source was the highest. This was the time when Typhoon Agaton affected Visayas and Mindanao. Though the ground water source serves only as an alternate source, it serves also as additional source when the supply to be processed or treated coming from the Infiltration Gallery is not enough to supply the demand.

Table 2. List of Pumping Stations

Pump Station	Location	Total No. of Hours in Operation
1	Alviola Village, Baan Km. 3	4,090
3	Alviola Village, Baan Km. 3	3,848
14	Amamaylan, Baan Km. 3	4,559
15	Amamaylan, Baan Km. 3	4,447
17	Brgy. Taguibo	3,023

WATER QUALITY

Physical and Chemical

Different water sources, water storage facilities and product water along transmission and distribution lines were monitored periodically by concerned BCWD personnel. These were monitored monthly while Pump Station Nos. 1,3 and 15 and support facilities were checked bi-annually.

Heavy Metal

The samples taken were still raw water and the detected heavy metal, particularly manganese and copper at the infiltration gallery, was still within the tolerable limit even without yet the water treatment. The BCWD's capability on the analysis of heavy metals includes only the Total Manganese and Copper. Manganese content for drinking water should not be more than 0.4 ppm and 1.0 ppm for copper as per Philippine National Standards for Drinking Water (PNSDW).

Bacteriological/ Chlorine Residual

There are 55 sampling points being monitored monthly along the distribution lines. These sampling stations are scattered throughout the water system strategically to monitor the absence or presence of Total Coliform and Fecal Coliform. Table 3 below shows total samples collected vs samples positive for Total Coliform(TC), Fecal Coliform (FC) and Heterotrophic Plate Count (HPC).

Table 3. Total samples collected vs. samples positive for Total Coliform (TC), Fecal Coliform (FC) and Heterotrophic Plate Count (HPC)

	JAN	FEB	MAR	APR	MAY	JUN	JUL	AUG	SEP	OCT	NOV	DEC
Total Samples	55	59	59	55	55	57	56	55	57	55	54	55
Positive for TC	0	2	4	0	0	0	1	0	0	0	1	0
Positive for FC	0	0	0	0	0	0	0	0	0	0	0	0
Positive for HPC	0	3	4	0	0	2	0	0	2	0	1	0

Intensive flushing was recommended to identified areas having positive results. Resampling were then conducted to ensure delivery of safe and bacteria-free water.

For chlorine residual, a total of 61 sampling were monitored. Twenty One (21) sampling points are along the transmission lines while forty (40) sampling points are also scattered along the distribution line. All of these sampling points were collected with samples on weekly basis by concerned laboratory personnel.

Table 4. Chlorine Residual Monitoring

No. of Samples												
	JAN	FEB	MAR	APR	MAY	JUN	JUL	AUG	SEP	OCT	NOV	DEC
Transmission Line	84	84	84	84	84	84	84	84	84	84	84	84
Distribution Line	160	160	160	160	160	160	160	160	160	160	160	160
Samples Below 0.3 pm	0	2	0	0	0	22	1	2	0	0	0	0

The standard for chlorine residual along distribution and transmission lines should have at least 0.3ppm at all points. Residual chlorine monitoring activities have detected samples lower than 0.3ppm with highest detection in the month of June 2014. However, highest detection constitutes only 9% of the total samples for the month.

MAINTENANCE

Support Facilities

The continued maintenance activities done by the Maintenance Division of the Production and Distribution Department helped the support facilities remained in good operating condition.

Table 5. List of Support Facilities

Name	Capacity of Tank	Location
Emily Booster Station	250 cu.m.	Emily Homes, Brgy. Libertad
Emenville Sump and Booster Station	1,000 cu.m.	Emenville Subd., Brgy. Ambago
Pinamanculan Ground Tank	200 cu.m.	Brgy. Pinamanculan
Bliss Elevated Tank	500 cu.m.	Paradise Village, Brgy. Doongan
Resettlement Elevated Tank	500 cu.m.	Resettlement, Brgy. Doongan
Km. 6 Booster Station		Km. 6 Brgy. Libertad

Pumping Stations

Table 6. List of Pumping Stations

Pump Station	Location	Total No. of Hours in Operation
1	Alviola Village, Baan Km. 3	4,090
3	Alviola Village, Baan Km. 3	3,848
14	Amamaylan, Baan Km. 3	4,559
15	Amamaylan, Baan Km. 3	4,447
17	Brgy. Taguibo	3,023

A total of five (5) pumping facilities being maintained by the Maintenance Division as an alternative source and/or additional source of BCWD water supply.

WATER CONNECTIONS

Active/ Metered Connections

From the projection of 40,059, the District's active/metered connections ending December 2014 reached 39,435, with a variance of 624 connections. The difference was attributed to unmet target of additional connections coming from existing areas, deferred implementation of some projects, and higher number of disconnection against reconnection by 865.



New Service Connections

There were 2,597 New Service Connections added from the 54 barangays with Brgy. Villa Kanagga having the most numbered connections due to emergent of new subdivisions.

Table 7/ Figure 4. New Service Connection Schedule

2014	
Month	No. of NSC
Jan	155
Feb	174
Mar	255
Apr	205
May	246
Jun	208
Jul	235
Aug	184
Sep	250
Oct	249
Nov	238
Dec	198
Total	2597

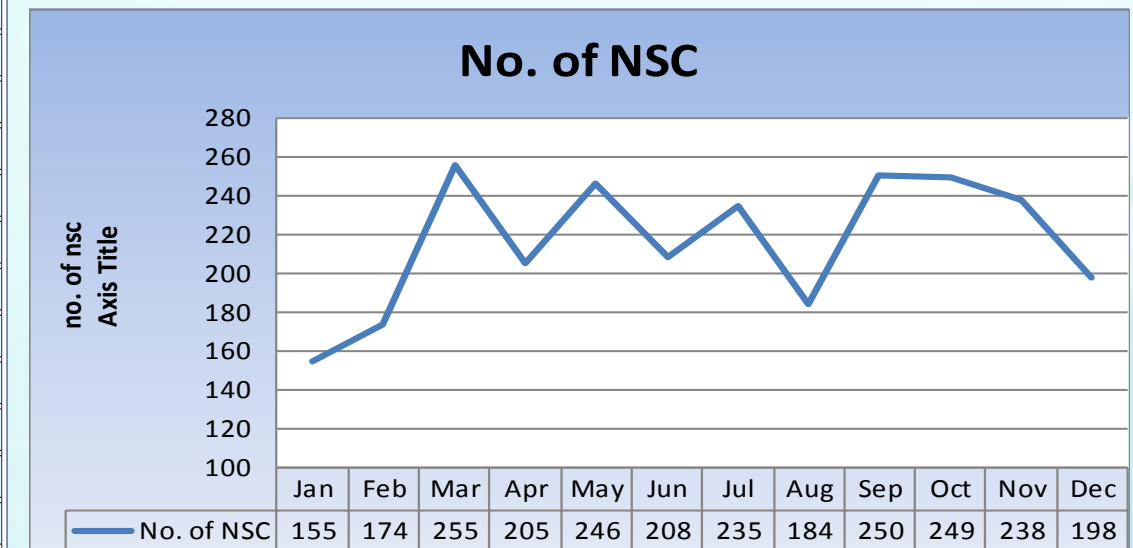


Table 7/Figure 4 shows the month of March with 255 installed new service connections or highest for the year followed by the month of September and October with 250 and 249 service connection installed, respectively.

Active/ Billed/ In Arrears Connections

Table 8. 2014 Active/ Billed/ In Arrears Connections

Month	Active Connections (a)	Billed Connections (b)	% (c) = b/ c	In Arrears (d)	% (e) =d/ b
January	37,989	37,166	97.83%	10,957	29.48%
February	37,743	37,250	98.69%	22,213	59.63%
March	37,846	37,055	97.91%	10,292	27.77%
April	38,064	37,180	97.68%	10,123	27.23%
May	38,237	37,314	97.59%	9,602	25.73%
June	38,487	37,471	97.36%	10,589	28.26%
July	38,625	37,593	97.33%	10,802	28.73%
August	38,747	37,909	97.84%	11,203	29.55%
September	38,799	37,997	97.93%	11,347	29.86%
October	39,060	38,221	97.85%	11,927	31.21%
November	39,215	38,351	97.80%	12,169	31.73%
December	39,435	38,409	97.40%	13,269	34.55%
Monthly Average	38,521	37,660	97.77%	12,041	31.97%

Billed Connections

97.77% was billed or an average of 37,660 connections per month with an average billing in the amount of ₱23,882,143.00 (See Table 9).

REVENUE COLLECTIONS

Table 9. 2014 Water Sales/ Penalty/ Collections

Month	Current (a) P	Penalty (b) P	Total Billings (c) = b + c P	Collections (d) P	% (e) =d/ b
January	23,885,287.40	622,799.19	24,508,086.59	22,265,168.28	90.85%
February	20,208,005.58	533,300.09	20,741,305.67	23,886,392.06	115.16%
March	22,989,396.80	593,189.69	23,582,586.49	22,723,481.57	96.36%
April	25,405,500.34	598,371.73	26,003,872.07	22,950,231.91	88.26%
May	25,270,660.88	657,580.20	25,928,241.08	27,493,174.44	106.04%
June	26,129,823.23	571,372.03	26,701,195.26	24,428,588.40	91.49%
July	23,588,109.16	706,230.97	24,294,340.13	26,229,979.14	107.97%
August	25,930,768.16	553,280.78	26,484,048.94	23,788,419.11	89.82%
September	23,915,070.09	659,751.39	24,574,821.48	25,976,375.16	105.70%
October	24,691,630.41	640,572.70	25,332,203.11	25,798,688.28	101.84%
November	22,313,344.86	627,003.25	22,940,348.11	23,789,802.34	103.70%
December	22,258,117.14	596,041.18	22,854,158.32	21,334,672.68	93.35%
Total	286,585,714.05	7,359,493.20	293,945,207.25	290,664,973.37	
Monthly Average	23,882,142.84	613,291.10	24,495,433.94	24,222,081.11	98.88%

Figure 5. Total Billings against Collections (₱)

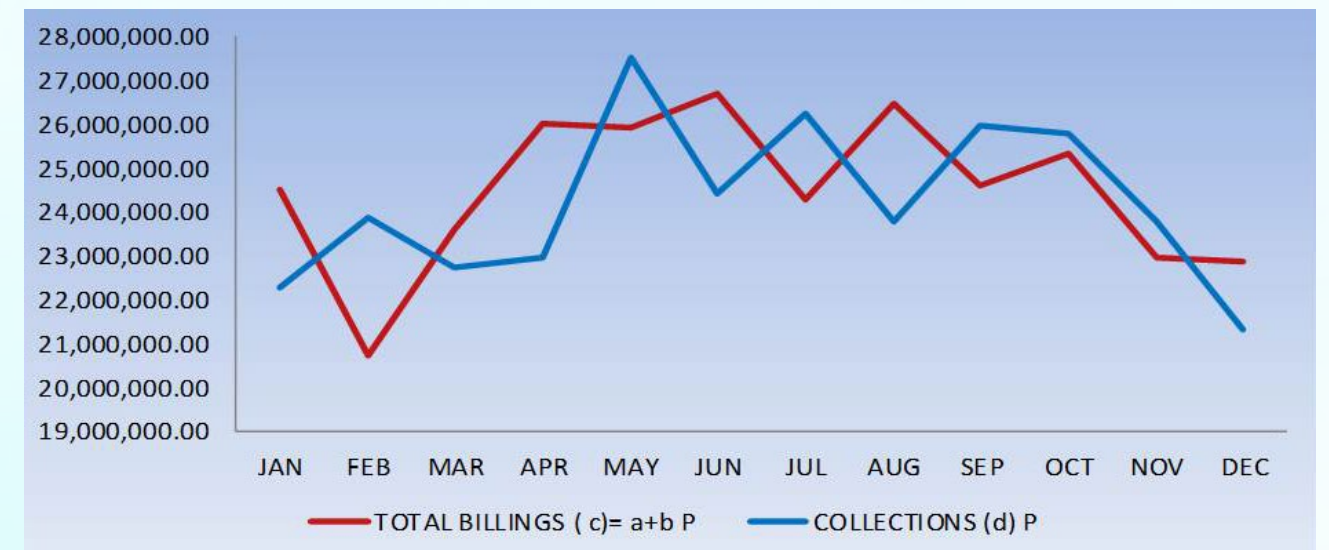


Table 9 and Figure 5 illustrate that the highest collection occurred in the month of May amounting to ₱27,493,174.44 while February has the greatest collection/ billing percentage with 115.16% followed by the month of July with 107.97% and with the lowest in the month of April with only 88.26% collection/billing percentage.

AVERAGE CONSUMPTION

Table 10. Average Consumption

Month	2014 (m³)	2013 (m³)	2012 (m³)
January	16.28	15.43	16.44
February	13.89	15.74	15.12
March	15.66	14.34	15.52
April	17.04	16.54	16.33
May	16.97	16.42	16.68
June	17.40	17.47	17.32
July	15.87	16.90	16.56
August	16.99	15.39	16.72
September	15.98	15.12	16.91
October	16.24	15.96	15.57
November	15.06	17.29	16.81
December	14.86	15.48	15.15
Monthly Average	16.02	16.01	16.26

Figure 6. Average Monthly Consumption per Connection

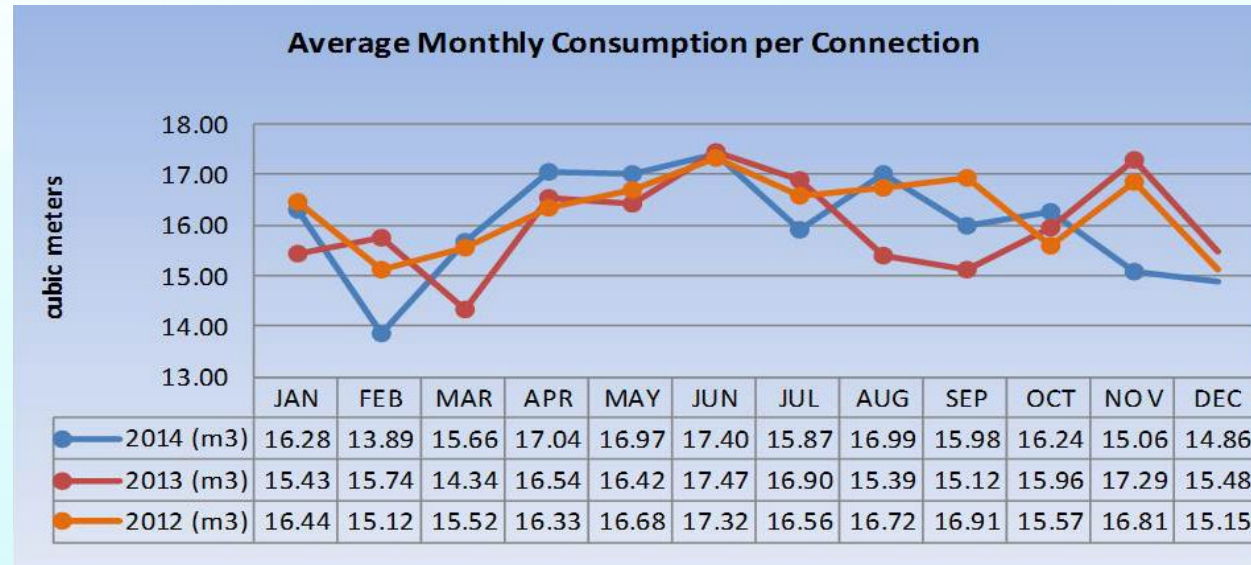


Table 11. Comparative

	2014	2013	Increase (-Decrease)	2015 Projection	Increase (-Decrease)
Active connections	39,435	37,703	1,732	41,388	1,953
New connections	2,597	2,504	93	3,421	824
Billed Connections (Ave./mo.)	37,660	35,798	1,862	39,769	2,109
Customers in Arrears	13,269	10,496	2,773	8,195	-5,074
Billings (±)					
Water Sales	286,585,714.05	266,963,632.85	19,622,081.20	310,470,187.00	23,884,472.95
Penalty Charges	7,359,493.20	6,807,125.59	552,367.61	7,823,849.00	464,355.80
Total	293,945,207.25	273,770,758.44	20,174,448.81	318,294,036.00	24,348,828.75
Collections (±)					
Water Sales	281,932,795.79	262,966,582.83	18,966,212.96	308,100,906.00	26,168,110.21
Penalty Charges	8,732,177.58	7,765,875.39	966,302.19	7,823,849.00	-908,328.58
Total	290,664,973.37	270,732,458.22	19,932,515.15	315,924,755.00	25,259,781.63
Average volume consumed/connection (cu.m)	16.02	16.01	0.01	16.44	0.42
Average billing rate per cu.m. (±)	39.42	38.64	0.78	39.57	0.15
Average billing Rate per connection (±)	631.87	61.83	570.04	650.59	18.72
Average Collection Ratio	98.88%	98.89%	-0.01%	99.26%	
Billed Volume (m ³)	7,238,464	6,877,412	361,052		

Notice of Collection to Inactive Accounts

As of December 31, 2014, twenty (20) batches or four Thousand Two Hundred Twenty (4,220) accounts of which Notices of Collection were sent amounting to Ten Million Four Hundred Sixty Five Thousand Seven Hundred One Pesos and 80/100 (₱ 10,465,701.80) with a collection of One Million Six Hundred Ninety Six Thousand Twenty Four Pesos and 57/100 (₱ 1,696,024.57). The outstanding balance of which amounted to Eight Million Seven Hundred Sixty Nine Thousand Six Hundred Seventy Seven Pesos and 23/100 (₱ 8,769,677.23).

Out of the 4,220 accounts, thirty eight (38) or one thousand five hundred ninety four (1,594) connections have settled their balance either in full or partial. Of the 1,594 connections, one thousand seventy six (1,076) were reconnected while five hundred eighteen (518) remained inactive.

Primary Notices were sent to four hundred fifty-one (451) accounts while one thousand ten (1,010) accounts whose balances were still unsettled even after receipt of the primary notices were each sent with a final demand letter. The Commercial Department intensified the conduct of on-site investigation on the five hundred eighty nine (589) accounts. Schedule Notices of Collection were sent to those closed connections with staggered promissory and with balances more than or equal to two hundred pesos (₱200.00) and also those connections with accounts on P.E. Tube and Installation Fees.

INFRASTRUCTURE DEVELOPMENT

Mainline Extension/ Improvement

Upgrading of Lines

1. Location : Brgy. Buhangin to Brgy. Mahay

Project Cost	: P509,391.26
Design Length/ Material	: 1,032 linear meters
Pipe Size/ Material	: 100 mmØ/uPVC
Scheduled Project Duration	: 30 Calendar Days
Mode of Implementation	: Administration
Date Started	: November 18, 2014
Date Completed	: November 28, 2014
Actual Length	: 844 linear meters
Status	: Operational

2. Location : Brgy. Mahogany

Project Cost	: P478,689.18
Design Length/ Material	: 470 linear meters
Pipe Size/ Material	: 100 mmØ/uPVC
Scheduled Project Duration	: 21 Calendar Days
Mode of Implementation	: Administration
Date Started	: November 27, 2014
Date Completed	: December 5, 2014
Actual Length	: 468 linear meters
Status	: Operational

3. Location : Brgy. Malalag

Project Cost	: P1,337,101.14
Design Length/ Material	: 1,000 linear meters
Pipe Size/ Material	: 100 mmØ/uPVC
Scheduled Project Duration	: 60 Calendar Days
Mode of Implementation	: ECL Construction (by Contract)
Date Started	: February 19, 2014
Date Completed	: June 4, 2014
Actual Length	: 1,000 linear meters
Status	: Operational

Upgrading of Lines Total Length : 2,312 linear meters
100 mmØ/ uPVC

For the year 2014, a total of 2,312 linear meters were upgraded from 1"Ø HDPE pipe lines to 100mmØ (4") uPVC pipe lines. The 1"Ø HDPE pipe lines were temporarily installed due to demand of some concessionaires for water service lines. The BCWD included these areas for upgrading considering the increasing number of concessionaires and line pressure requirement.

Pipe Replacement (from HDPE to uPVC)

1. Location : Brgy. Libertad Booster Pump to Brgy. Dumalagan

Project Cost	: P4,346,256.11
Design Length/ Material	: 3,700 linear meters
Pipe Size/ Material	: 100 mmØ/ uPVC
Scheduled Project Duration	: 90 Calendar Days
Mode of Implementation	: Administration
Date Started	: December 1, 2014
Date Completed	: March 1, 2014
Actual Length	: 3,739 linear meters
Status	: Operational

The HDPE pipe line particularly along the national highway was replaced with uPVC pipes due to the road widening and improvements made by the Department of Public Works and Highways (DPWH). These caused leaking on the lines due to construction of the said road improvement. A rotunda near the airport was also constructed which affected the location of BCWD's existing line and difficult for the district to implement maintenance works. The new pipes were now located and laid beside and along the newly widened road and rotunda.

Expansion of Lines

1. Location : Brgy. Libertad Booster Pump to Brgy. Dumalagan

Project Cost	: P1,087,272.00
Design Length/ Material	: 2,400 linear meters
Pipe Size/ Material	: 100 mmØ/ uPVC
Scheduled Project Duration	: 60 Calendar Days
Mode of Implementation	: Administration
Date Started	: February 17, 2014
Date Completed	: March 24, 2014
Actual Length	: 2,004 linear meters
Status	: Operational

With the construction of the new 200 cu.m. Ground Tank at Barangay Pinamanculan, the District expanded 2 kilometers of its lines to Sitio Dalingdingan to serve other concessionaires to this area.

HUMAN RESOURCES DEVELOPMENT



2014 Distribution of Personnel According to Departments, Status, Gender, Plantilla, Eligibility

Table 12. Distribution of Personnel

DEPARTMENT	STATUS		TOTAL NO. OF PERSONNEL	%	GENDER		ELIGIBILITY (PERMANENT)		
	PERMANENT	JO			Male	Female	PROF	SUB-PROF	NO ELIGIBILITY
Production	24	10	34	19%	31	3			
Admin	28	5	33	18%	23	10			
Commercial	21	9	30	17%	21	9			
PAMD	22	6	28	16%	27	1			
OBD/ OGM/ MSD	21	5	26	15%	16	10			
Finance	16	1	17	9%	3	14			
Engineering	11	0	11	6%	9	2			
Total	143	36	179	100%	130	49	78	25	40
Percent to Total	80%	20%			73%	27%	55%	17%	28%

As indicated in the Quick count of the BCWD Personnel, the District had a total number of 179 personnel as of December 2014 distributed to the different offices and departments. The Production and Distribution Department had the highest personnel count with 34 personnel, followed by the Administrative Services Department with 33 personnel, the Commercial Services Department with 30 personnel, the Pipeline and Appurtenances Maintenance Department with 28 personnel, the Office of the Board of Directors/Office of the General Manager/Management Services Department having 26 personnel, the Finance Department with 17 and the Engineering Department

consisting of 11 personnel.

Of the total 179 personnel, 143 were with Permanent status and 36 with Job Order status.

Based on Gender, the Male population comprised majority of the number of personnel with 130 Male compared to 49 Female personnel.

Out of the 241 existing positions under Category "A" WD, 143 had been filled up distributed to the different departments.

No one in the District had a Career Executive eligibility yet, but of the 143 permanent personnel, 78 had a Career Professional eligibility, while 25 had Non-Professional or those

who had Sub-Professional eligibility or TESDA or MC 11 Category 1 eligibility, and 40 had no eligibility. For the 143 permanent personnel, 105 personnel belonged to the First Level, 38 belonged to the Second Level, and none for the Third Level. For 2014, eleven (11) new personnel became members of the BCWD family who were distributed to the following Departments: four (4) to OBD/OGM/MSD, one (1) to the Finance Department; one (1) to the Commercial Department, one (1) to the Engineering Department, and four (4) to the Production Department.

Personnel Movement

There were eleven (11) additional personnel of BCWD in 2014, and the total number of personnel increased to 179 in 2014 from only 176 personnel in 2013.

Human Resource Division

Personnel Movement involved Termination/Expiration of Temporary Appointments of one (1) personnel; Two (2) End of Contract; four (4) employee resignations, and one (1) for Retirement.

Several Publications for Vacant Positions were also processed, including PSB screening or interview and evaluation of applicants for the opened plantilla and non-plantilla positions; processing of the required Step Increment and Notice of Salary Increase (NOSI) for personnel who had served 3 years of at least Satisfactory service in particular position; the preparation and submission of the Plantilla of Personnel to DBM as of July 1, 2014.

Employees Services

The HR Division undertook the preparation and issuance of Certificate of Employment, Service Records and Certificate of Compensatory Overtime Credit (COC) Earned; processing of Philhealth Claims, GSIS and PAG-IBIG Loans; computation for the net take home pay for the BCWD Provident Fund Loans, Monetization of Leave Credits; issuance of medical referrals for pharmacy, hospital, optical and dental clinics; and refund for Medical Allowance.

Processing of the Community Tax Certificates of the employees; processing of the Statement of Assets, Liabilities and Networth (SALN), the Bond of Accountable

Officials and Employees with cash, equipment, supplies and materials accountabilities as required by the Bureau of Treasury, and the Employees Accident Insurance with GSIS.

Trainings, Conventions, Seminars

BCWD aims for the development and the professional enhancement and enrichment of its employees which is also in consonance with the Continuing Professional Education (CPE) as one of the programs of the Professional Regulation Commission (PRC) designed to enhance and maintain high professional, technical and ethical standards in the practice of one's profession. Thus, several employees were sent to annual conventions of their respective work and profession, particularly those of the Philippine Institute of Civil Engineers (PICE), National Master Plumbers Association of the Philippines (NAMPA), Philippine Institute of Public Accountants (PICPA), Integrated Institute of Electrical Engineers (IIEE), Philippine Society of Sanitary Engineers (PSSE), Philippine Society of Mechanical Engineers (PSME), Philippine Association of Medical Technologists (PAMET) and Integrated Chemist of the Philippines (ICP). The other conventions were conducted by other organizations and offices, such as Caraga Regional Council of Human Resource Managers, Inc. - Civil Service Commission (CRCHRM-CSC), PAWD, WEAP, NORMIN-NRMC, MAWD and EMB.

Some employees were also sent to several seminars and trainings that would enhance one's knowledge

and skills such as seminars/trainings on Job Competency Profiling, Pre-Retirement, Legal Writing Skills Development, Effective Communication Networking, Citizen's Training on Anti-Corruption, Managing Emerging Health Issues in the Workplace, Executive Legislative Agenda, Groundwater Development and Integrated Water Resources Management, Microbiological Water analysis, Operation and Maintenance Concepts, Public Sector Unionism, Non-Retirement Contracts, Post Disaster Needs Assessment, Integrated Water Resources Management for Peace and Development, Service Delivery Excellence Program, Water quality Management System, Atomic Absorption Spectrometry Techniques & Instrumentation, Water Safety Plan and Pollution Control Officers on Environmental Laws.

BCWD Also conducted and sponsored some seminars, which included Re-echo Seminar on ISO 9001:2008 Awareness attended by all BCWD employees, WMMP personnel, hired drivers and security guards; Seminars on ISO 9001:2008 Awareness, Procedure Writing, and Internal Quality Audit; Orientation for New BCWD Employees; Gender Sensitivity Training; First Internal Responders on Emergency (FIRE); and Restricted Radiotelephone Operator's Certificate for Land Mobiles Stations.

Staff Productivity Index

Table 13. Status of Active Water Connections from 1994 to 2014 Indicating Staff Productivity Index/ Ratio

YEAR	No. of Active Service Connections	Existing No. of Personnel	Staff Productivity Index (1 Staff per 120 connections)	Variance
1994	12,287	116	102	-14
1995	13,296	116	111	-5
1996	14,205	112	118	6
1997	14,903	137	124	-13
1998	15,779	117	131	14
1999	17,376	121	145	24
2000	19,020	121	159	38
2001	20,331	130	169	39
2002	21,156	133	176	43
2003	23,163	132	193	61
2004	25,139	137	209	72
2005	27,560	141	230	89
2006	28,892	131	241	110
2007	30,273	131	252	121
2008	31,972	140	266	126
2009	32,255	150	269	119
2010	33,456	154	279	125
2011	34,285	168	286	118
2012	35,726	167	298	131
2013	37,703	176	314	138
2014	39,435	179	329	150

The Staff Productivity Index based on Active Water Service Connections with the standard ratio of 1 employee for every 120 connections (1:120) as determined by LWUA and DBM. From 1994 until 2014, table 13 shows that the district had been understaffed. As of December 31, 2014, with the total number of 179 employees, the number of service connections per employee ratio was 1:329, thus with a variance of 150 lacking personnel.

Personnel Mechanism, Committees and Accomplishments

As part of the District's adherence for personal growth and development and in compliance with the CSC mandate, the District continued to empower the Personnel Mechanism Committees such as the personnel Selection Board (PSB) which conducted several PSB screenings, interviews and evaluation of applicants for the opened positions in 2014; the Grievance committee; the Programs on Awards and Incentives for Service Excellence (PRAISE) Committee; and the Committee on Decorum and investigation of Sexual Harassment Cases (CODI-SH).

The annual Talakayan for Personnel Mechanism was conducted on December 17, 2014 which oriented and updated the permanent employees regarding the Personnel Mechanism of the District.

Other committees also included the Performance Management Team (PMT) for the office and individual performance evaluation ratings; the Bids and Awards Committee (BAC) for the public biddings; and one (1) Fact Finding committee which was created in December 2013 but started the conduct of its preliminary investigations on the alleged charges against one (1) BCWD employee on January 2014.

Since one of the priorities of the BCWD management is the health and welfare of its employees and officers, the District engaged the services of Dr. Rene C. Vargas as the Medical Retainer once a week to visit BCWD for 2 hours for consultation, prescription and evaluation of laboratory analysis of the employees and the immediate family members. The number of BCWD personnel and family members who availed of the services of the medical retainer for physical or health consultation/examination increased in 2014 compared to 2013.

FINANCIAL CAPABILITY

Table 14. Balance Sheet

Balance Sheet				
as of December 31, 2014				
With Comparative Figures for CY 2013				
ASSETS	CY 2014	CY 2013	INCREASE/ (DECREASE)	%INCREASE/ (DECREASE)
Cash	122,983,221	82,081,095	40,902,126	49.83%
Receivables (Net)	35,910,881	39,595,420	-3,684,539	-9.31%
Inventories	36,391,520	18,106,616	18,284,904	100.98%
Prepayments and Deposits	5,052,799	1,831,900	3,220,899	175.82%
Deferred charges	17,789,990	17,381,194	408,796	2.35%
Investments	709,315	706,755	2,560	0.36%
Property, Plant and Equipment (Net)	1,084,800,544	1,106,398,646	-21,598,102	-1.95%
Other Assets	46,599,212	29,356,032	17,243,180	58.74%
TOTAL ASSETS	1,350,237,482	1,295,457,658	54,779,824	4.23%
LIABILITIES AND GOVERNMENT EQUITY				
Current Liabilities				
Payable Accounts	34,154,556	14,006,222	20,148,334	143.9%
Inter-Agency Payables	3,395,798	2,580,030	815,768	31.6%
Other Payables	16,661,431	11,236,617	5,424,814	48.3%
Current Portion of Loans	18,628,513	15,531,770	3,096,743	19.9%
Total Current Liabilities	72,840,298	43,354,639	29,485,659	68.0%
Non-current Liabilities				
Loans Payable	866,722,953	898,249,196	-31,526,243	-3.51%
Deferred Credits	17,827,452	14,694,237	3,133,215	21.32%
TOTAL LIABILITIES	884,550,405	912,943,433	-28,393,028	-3.11%
Government Equity	392,846,779	339,159,587	53,687,192	15.83%
TOTAL LIABILITIES AND GOVERNMENT EQUITY	1,350,237,482	1,295,457,659	54,779,823	4.23%

Assets

For CY 2014, the District had accumulated total assets amounting to P1,350,237,481.71, with net increase of P54,779,823.79 or approximately 4.23% from last year's net assets. One of the favourable reasons for this increase was the build-up of cash deposits in bank amounting to P40,902,126.10 which was equivalent to 74.67% of the net increase in the total assets. Also forming part of the increase in the net assets was increase in Inventory Account particularly the Service Connection Inventory account due to the procurement of various fittings thru public bidding which totalled to P6,729,611.77. However, there was a decrease in the Accounts Receivable-Customers account due to the reclassification of Customer's water accounts which have remained dormant from 1981 to 2012 and need to be reclassified to Other Non-current Assets account which summed up to P 8,476,893.37.



The Property, Plant and Equipment account amounting P1,084,800,544 comprised of the book value, net of accumulated depreciation for various office equipment and machines, plant, building and structure, and various projects such as upgrading of lines at Buhangin to Mahay and Brgy. Mahogany, replacement of transmission lines at Libertad to Dumalagan and in Baan Km. 3. A project for the rehabilitation of cluster stands was also initiated.

Another part of the asset was the Deferred charges account which included Pre-termination fee amounting to P17,143,088.76 which was charged by LWUA for early termination of loan account number 3-757 and 4-2531. An arbitration case had already been filed by the District for the cancellation and recovery of this fee, including interest and penalty charges,

which is now in the Office of the Government Corporate Counsel (OGCC). Up to this date, the district is still waiting for the final resolution regarding this matter.

Liabilities and Government Equity

Current liabilities of the district amount to P 72,840,298, consisted of payables to suppliers and creditors for goods and services rendered but not yet paid, inter-agency payables to GSIS, PAG-IBIG, PHILHEALTH for monthly premium payments, current portion of loans from DBP and LWUA which was payable within one year and also trust receipts from various suppliers for the contractor's security deposits such as bid security and performance security.

The Loans Payable Account, on the other hand, was composed of loans from DBP and LWUA amounting to

P 866,722,953. During the end part of last year CY 2013, a favourable decrease in interest rate was implemented and agreed between the management of BCWD and DBP from 9.5% to 7.5% which had consequently decreased the monthly amortization of DBP loans from P 8,158,605 to P 6,320,689 including gross receipts tax (GRT) giving a favourable net decrease in amortization of P 1,807,917.

The Government Equity account was composed of Retained Earnings which represented the accumulated net earnings of the District since the inception of its operation. The net increase of the Equity account was P 53,687,192.41 or 15.83% increase from last year. Huge part of this increase was the result of operation which generated a net income of P 54, 620,589. Compared to last year's Net Income, this year had favourably increased by 139%.

Results of Operation

Table 15. Income Statement

INCOME STATEMENT

For the Year Ended December 31, 2014

(With Comparative figures for 2013 and Projected Figures for 2014)

	2014	2013	INCREASE/ (DECREASE)	INCREASE/ (DECREASE)	2014 PROJECTION	FAVORABLE/ (UNFAVORABLE) VARIANCE	% FAVORABLE/ (UNFAVORABLE) VARIANCE
REVENUES							
Water Sales	286,502,085	266,902,902	19,599,183	7%	304,106,464	-17,604,379	-6%
Penalties & Other Service Income	8,732,693	7,767,360	965,333	12%	8,120,554	612,139	8%
Other Operating Income	1,612,998	1,347,960	265,038	20%	1,482,410	130,588	9%
Other Non-Operating Income	3,541,779	3,446,597	97,682	3%	2,535,012	1,006,767	40%
TOTAL REVENUES	300,389,555	279,464,819	20,927,236	7%	316,244,440	-15,854,885	-5%
EXPENSE							
Salaries and Wages	38,187,868	36,811,445	1,376,423	4%	41,802,647	3,614,779	9%
Pumping cost	6,962,817	5,910,404	1,052,413	18%	7,665,143	702,326	9%
Chemical Treatment	2,517,147	2,339,749	177,398	8%	2,425,057	-92,090	-4%
Other O & M Expense	73,098,675	67,301,737	5,796,938	9%	108,396,234	35,297,559	33%
Depreciation Expense	52,629,982	51,448,310	1,181,672	2%	57,248,382	4,618,400	8%
Interest Expense	65,981,922	86,301,852	-20,319,930	-24%	66,182,890	200,968	0%
Taxes	5,727,991	5,346,427	381,564	7%	6,076,582	348,591	6%
Other Financial Charge	662,563	1,171,403	-508,840	-43%	693,832	31,269	5%
TOTAL EXPENSE	245,768,965	256,631,327	-10,862,362	-4%	290,490,767	44,721,802	15%
NET INCOME	54,620,590	22,833,492	31,789,598	12%	25,753,673	-60,576,687	-235%

Revenues

As reflected in the Income Statement, illustrated in Table 15, the district's accumulated water sales, net of discounts, amounted to ₱286,502,085 which was ₱17,604,379 or 6% short of the projected water sales as for CY 2014. One of the main factors that may cause this variance was that the projected average consumption per connection of 17.33 cubic meters (cu.m.) was not met. Our average consumption per connection for the year was only 16.02 cu.m. or

1.31 cubic meters lower than the expected consumption.

Expenses

Moreover, the total operating and financial expenses reflected a favourable variance of ₱44,751,801 or 15% under budget. The total operating and financial expenses for CY 2014 amounting to ₱245,768,966 was equivalent to 82% of the total revenues, leaving a net surplus of ₱54,620,589 or approximately 18%.

The interest on loans paid to DBP

also decreased compared to last year's debt service to DBP as direct effect for decrease in interest rate on loans for the two (2) DBP loans which was approved last October 2013 from 9.5% to 7.5% effective November 2013. The monthly amortization also decreased from ₱8,128,605 to ₱6,320,689 including gross receipts tax (GRT).

Table 14. Cash Flow Statement

CASH FLOW STATEMENT
For the Year ended December 31, 2014
(With comparative figures for 2013 and CY 2014 Budget)

	CY 2104	CY 2013	INCREASE (DECREASE)	INCREASE (DECREASE)	BUDGET	FAVORABLE/ (UNFAVORABLE) VARIANCE	FAVORABLE/ (UNFAVORABLE) VARIANCE
Cash Inflows							
Collection of Water sales	279,230,481	260,934,451	18,296,030	7%	297,119,872	-17,889,391	-6%
Fines & Penalties	8,732,307	7,766,920	965,387	12%	8,120,427	611,880	7%
Other Operating Income	6,977,303	5,762,627	1,214,676	21%	8,630,935	-1,653,632	-24%
Other Non-Operating Income	338,413	196,251	142,162	72%	289,638	48,775	14%
Customer's Deposit	3,204,792	2,939,415	265,377	9%	3,083,560	121,232	4%
Sale of P.E. Tube	2,272,636	2,206,639	65,997	3%	2,654,663	-382,027	-17%
DBP Loan Proceeds		1,328,000	-13,280,000	-100%		0	0%
Other Receipts	11,897,457	15,967,215	-4,069,758	-25%	5,992,669	5,904,788	50%
Total Cash Inflows	312,653,389	309,053,518	3,599,870	1%	325,891,764	-13,238,375	-4%
Cash Outflows							
Personal Services	62,049,352	57,845,179	4,204,173	7%	75,322,983	13,273,631	18%
MOOE	50,004,732	44,956,111	5,048,621	10%	68,197,045	18,192,313	27%
Purchase of Inventory	18,628,020	15,006,614	3,621,406	19%	3,122,291	-15,505,729	-497%
Prepayments & Deposits	4,544,509	1,493,136	3,051,373	67%	3,401,821	-1,142,688	-34%
Payables	6,802,031	18,673,890	-11,871,859	-175%	13,857,895	7,055,864	51%
Release of Advances	5,032,958	4,525,379	507,579	10%	5,653,204	620,246	11%
Sinking fund	8,050,170	8,010,134	40,036	0%	9,190,555	1,140,385	12%
Purchase of PE Tubes	3,399,398	2,440,900	958,498	28%	5,317,862	1,918,464	36%
Property, Plant & equipment	7,737,438	5,952,392	1,785,046	23%	13,740,143	6,002,705	44%
Payment of Projects	11,203,871	12,030,394	-826,523	-7%	46,216,021	35,012,150	76%
Debt Services	93,823,135	104,899,677	-11,076,542	-12%	95,433,947	1,610,812	2%
Other Disbursement	475,649	687,520	-211,871	-45%	93,333	-382,316	-410%
Total Cash Outflows	271,751,263	276,521,326	-4,770,063	-2%	339,547,100	67,795,837	20%
Net Increase/Decrease in Cash	40,902,126	32,532,192	8,369,934		-13,655,337	54,557,463	-400%
Add: Cash Balance Beginning	82,081,095	49,548,904	32,532,191	66%	82,081,095	-	0%
Cash Balance, Ending	122,983,221	82,081,096	40,902,125		68,425,758	54,757,080	80%

Cash Flows

The district generated a Net Cash balance of ₱ 122,983,221 for the year 2014 or a net increase of ₱ 40, 902,126 compared to last year's cash balance or equivalent to nearly 50% increase.

Out of the ₱312,653,388 total cash receipts for the calendar year, the total disbursements paid amounted to a total of ₱ 271,751,262 or roughly 87% of the total cash receipts leaving a net cash surplus of 13% or ₱40,902,126. As illustrated in Figure 7 below, the biggest cut of the district's spending is the payment of debt service for loans to DBP. In addition, payment for Personal Services such as salaries, wages and allowances to officers and employees is equivalent to 19.85% or approximately ₱ 62,049,352.45. While disbursements spent for the maintenance and operation amounted to ₱ 50,004,732 or close to 16% of the total cash receipts.

DISTRIBUTION OF CASH RECEIPTS FOR CY 2014

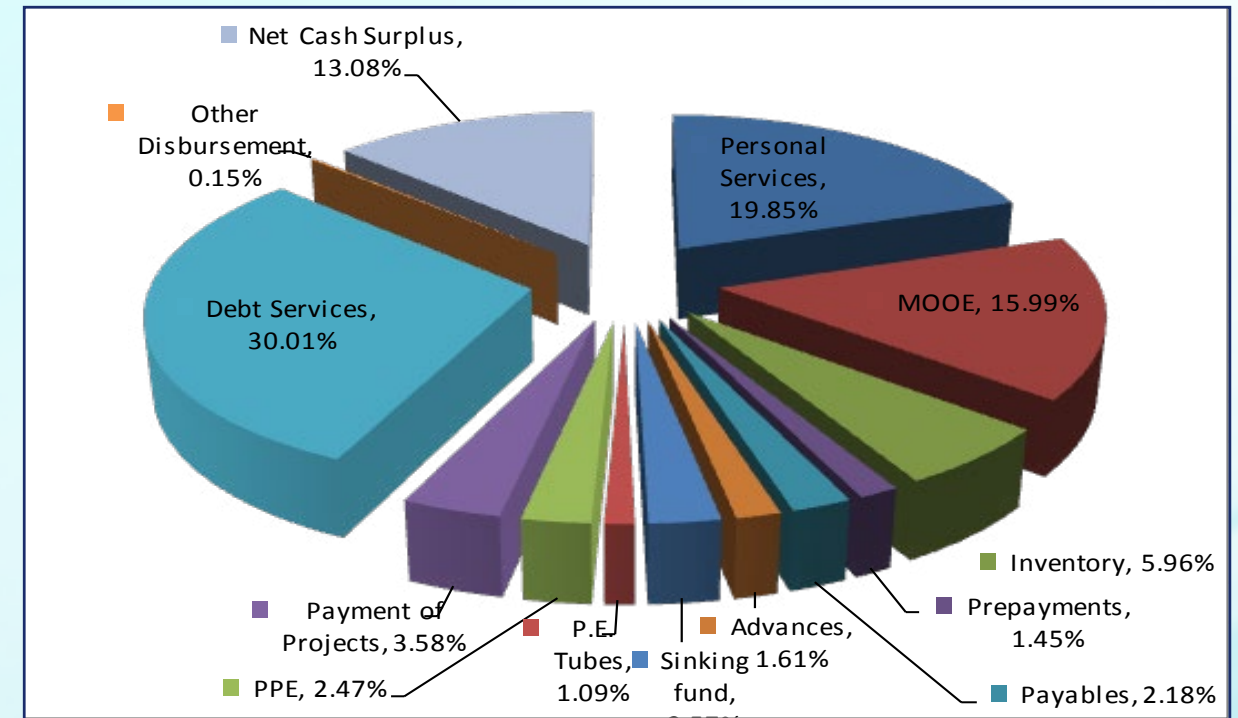


Figure 7. Distribution of Cash Receipts

Procurement

Procurements by the BAC for 2014

Particulars	ABC	Contract Price	Mode of Procurement	Remarks
1. Procurement of Security Services for 2014	3,778,104.00	3,257,550.72	Public Bidding	On-going Contract
2. Procurement of Vehicle Rental services for 2014	3,389,600.00	3,255,200.00	Public Bidding	On-going Contract
3. Package 13: Supply, Delivery & Installation of Online Monitoring Equipment for pH, chlorine Residual & Turbidity (Rebidding)- Year 2013 Project	750,000.00	650,000.00	Public Bidding	Completed Delivery-for Acceptance by End User
4. Package 14: Construction/ Extension of Existing 200cu.m. Ground Steel reservoir for an Additional 170cu.m. Holding Capacity at Brgy. Pinamanculan, Butuan City	1,100,100.00	990,000.00	Direct Contracting	NTP Sept. 29, 2014- 60 calendar days completion of work, including delivery of materials- Delivery extended until Feb. 15, 2015
5. Package 15: Supply, Delivery & Installation of Ten (10) Units Non-PCB (Polychlorinated Biphenyl) Distribution Transformer- Year 2013 Project	1,584,000.00	1,468,000.00	Public Bidding	2 units replacement not yet received- partial payment on-process
6. Package 1-2014: Procurement of Labor Services for the Maintenance of Transmission, Distribution, Service Lines, Blow-offs and Hydrants	6,863,658.15	6,853,658.15	Public Bidding	Contract Implementation- May 16, 2014- On going
7. Package 2-2014: Procurement of Black HDPE Pipes 25mmØ x 150m, SDR 11, ISO	3,785,556.00	3,213,120.90	Public Bidding	Failure of Bidding- No bids received during bid opening
8. Package 3-2014: Supply, Delivery & Installation of one (1) unit Water Meter Test Bench	2,500,000.00		Public Bidding	Failure of Bidding- No bids received during bid opening
9. Package 4-2014: Supply & Delivery of Various Brass Fittings, fit to ISO	5,565,844.00	3,873,800.00	Public Bidding	Partial Delivery- Sept. 3, 2014/ Final Delivery- Sept. 16, 2014. Completed
10. Package 5-2014: Supply & Delivery of Various C.I. Fittings, fit to ISO	3,359,960.00	3,293,016.67	Public Bidding	Partial Delivery as of Aug. 27/Oct. 22 & 27/Nov. 12/ Dec. 11, 2014- for acceptance by end User

Particulars	ABC	Contract Price	Mode of Procurement	Remarks
11. Package 6-2014: Supply & Delivery of Various D.I. Fittings, fit to ISO	3,544,973.45	3,436,595.10	Public Bidding	Partial Delivery as of Aug. 27/Oct. 22 & 27/Nov. 12/Dec. 11, 2014- Not yet completed.
12. Package 7-2014: Supply & Delivery of Various G.I. Fittings, fit to ISO	3,592,354.90	2,469,836.75	Public Bidding	Partial Delivery- July 8, 2014/ Completed Delivery- Nov. 6, 2014
13. Package 8-20142:: Supply & Delivery of Various Plastic Fittings, fit to ISO	2,917,274.00	2,827,161.00	Public Bidding	Completed Delivery- July 30, 2014
14. Package 9-20142:: Supply & Delivery of uPVC Pipes, S-10, w/ RR, ISO & Warning Tape	10,903,606.00	7,343,552.01	Public Bidding	Completed Delivery- July 30, 2014
15. Package 10-20142:: Supply & Delivery of 9,677 pcs. Water Meter Assembly 1/2"	11,612,400.00	10,576,961.00	Public Bidding	Completed Delivery- July 30, 2014
16. Package 11-2014: supply & Delivery of 15 pcs. 250mmØ x 6m x 6mm thk, Steel Pipe Cement Lined/Shop Primed	420,000.00	350,250.00	Public Bidding	Completed Delivery
17. Package 13-2014: supply & Delivery of Computers & Accessories (RE-bidding)	1,165,000.00	1,165,000.00	Public Bidding	Partial Delivery of Computers & Printers except for Server for ICTD
18. Package 14- 2014: Construction of 500cu.m. Tank at Km. 6 @ Brgy. Libertad (Design & Build Scheme)	4,400,000.00	4,388,000.00	Public Bidding	NTP Sept. 29, 2014- 120 days calendar days completion of work including delivery of materials- delivery extended until Feb. 15, 2015
19. Package 15-2014: Labor Services for Expansion & Upgrading of Lines	1,797,007.24		Public Bidding	Declared "Failure of Bidding"- no bids received during bid opening
20. Package 16-2014: Labor Services for Replacement of 200mmØ Pipelines from Brgy. Libertad Booster to Brgy. Dumalagan	1,011,618.00		Public Bidding	Declared "Failure of Bidding"- no bids received during bid opening

Particulars	ABC	Contract Price	Mode of Procurement	Remarks
21. Package 17-2014: Labor Services for Replacement of 1,000LM 250mmØ uPVC & Steel Pipelines at Brgy. Baan	773,186.94	766,450.00	Public Bidding	NTP- August 1 2014-on going
22. Package 18-2014: Supply & Delivery of 213 Truckloads Sand for Sand Bedding	1,384,500.00	1,278,000.00	Public Bidding	NTP- Nov. 3, 2014-on going
23. Package 19-2014: Supply & Delivery of 14 units Electro Magnetic flow Meter with Pressure & Flow data Logger	3,489,470.00	3,412,000.00	Public Bidding	Delivery- 75 calendar days from issuance of NOA or on Dec. 9, 2014/ Partial delivery of 5 units
24. Package 20-2014: Supply, Delivery & Installation of Three (3) Units Submersible Pumps (Rebidding)	900,000.00	769,000.00	Public Bidding	Completed Delivery- Jan. 10, 2014- for acceptance by the End User
25. Package 21-2014: Admin Building renovation- Design & Build Scheme	4,000,000.00			Result of Evaluation from Engr. E. Miro forwarded to GM last Dec. 15, 2014
26. Package 22-2014: Supply, Delivery & Installation of Nine (9) units distribution Transformers	681,000.00	619,000.00	Public Bidding	Replacement of failed Distribution Transformers was tested last Dec. 1, 2014. Copy of test result was received by PRSD last Dec. 15, 2014 with remarks "Passed". For acceptance by the End User
27. Package 23-2014: Labor Services for Fabrication, Installation & Rehabilitation of 1,000 pcs. Cluster	1,212,368.10	1,210,000.00	Public Bidding	NTP-Nov. 26, 2014-on going
28. Package 24-2014: Supply and Delivery of 1 unit Brand New Mini Hydraulic Excavator	4,200,000.00	4,000,000.00	Public Bidding	Completed
29. Package 25-2014: Supply & Delivery of 1 Unit Service Vehicle Brand New (Van Type)	2,200,000.00	2,142,787.00	Public Bidding	On-going Post Qualification Evaluation

General Services

The District continued its maintenance agreements with COMPAC for the Uninterruptible Power Supply (UPS) Units, MEGABYTE for the computer & accessories and E&E Appliance for the Airconditioning Units.

Several improvements were undertaken such as the improvement of the BCWD Admin Building and its appurtenances, the procurement and installation of a drinking fountain, construction of comfort rooms, procurement, installation and commissioning of PABX lines, and renovation of the Admin Building guard house. Also procured were FB type vehicle and mini dump truck, and fabrication/ installation of steel gate; and major repairs of service vehicles.

POLICIES

The Board of Directors had a total of fifty (50) board meetings, of which twenty four (24) were Regular Board Meetings, twenty four (24) were Committee Meetings, one (1) Emergency Meeting on April 28, 2014 and one (1) Special Meeting on December 23, 2014.

There were 161 resolutions enacted/adopted, among the significant highlights were:

- Approving the establishment , implementation and maintenance of Quality Management System of the Butuan City Water District leading to ISO 9001:2008 certification and the appointment of employees to comprise the Quality Management Team and authorizing Engr. Anselmo L. Sang Tian, General Manager, Butuan City Water District to install, sign and distribute the Quality Manual and other covering documents.
- Authorizing Engr. Anselmo L. Sang Tian, General Manager, Butuan City Water District to sign the Memorandum of Agreement among BCWD , DENR, Taguibo Aquatech Solutions Corporation (TASC), City Government of Butuan, Barangay Government of Anticala, Anticala-Pianing Tribal Organization, National Commission on Indigenous People, Department of Health, Taguibo Watershed Management Council, relative to the creation of the Multi-Partite Monitoring Team (MMT) and establishment of Environmental Monitoring Fund (EMF) for the Water Supply Development and Water Treatment Service Project of the Taguibo Aquatech Solutions Corporation, located at Sitio Iyao, Barangay Anticala, Butuan City.
- Authorizing the full payment/pre-termination of DBP Loans on various projects with an outstanding balance of Twelve Million Eight Hundred Seventy One Thousand Seventy Four Pesos and 38/100 (P 12,871,074.33).
- Approving the Policy Manual Level One of the Butuan City Water District (BCWD) Quality Manual System for ISO 9001:2008.
- Appointing Mrs. Leah A. Mendoza, CPA as member of the Butuan City Water District Board of Directors representing the Women Sector.

Conventions, fora, seminars and meetings attended by the Board of Directors

Attendance to Conference and Fora:

1. 35th PAWD National Annual Convention, February 4-6, 2014 at SMX Convention Center, Davao City, to which Water Districts were urged to have a 20/20 Vision in addressing the proportionate need of water, in line with rapid population growth, climate change, and disaster preparedness.

2. 1st MAWD General Assembly, March 14, 2014, Grand Men Seng, Davao City, to which Member-Water Districts joined in discussing pressing concerns on compliance to Tax Documents required by Senate in line with the proposed Bill on Tax Exemption, EO 65 in line with the Grant of PBB and compliance to its requirements, Loan from LWUA, Imposition of Pre-Termination Fee, Synchronization of Meetings on Regional Water District Associations, among its main matters on Chairman's Report, Financial Report, Membership and Annual Dues in line with the God-Father concept, Stringent Criteria for Qualifying Exams and Sustainability on the Grant of MAWD Scholarship.
3. Orientation/Awareness Seminar on ISO 9001:2008, June 19, 2014, Dotties Place Hotel & Convention Center, Butuan City, whereby the Members of the BCWD Policy Making Body, and top management gathered by the end of day 1, to discuss the establishment of a Quality Management System Leading to ISO 9001:2008 Certification and Creation of a Quality Management System.
4. 9th WEAP National Annual Convention, July 16-17, 2014 at Manila Hotel, Tent City, Manila, whereby the Water Industry is urged to "Think global, act local". The Philippines must update itself in the best practices in the world, in water and sanitation. The private sector has a part achieving the goal of quality water. Private and public sectors and suppliers must work hand in hand to achieve this process and must make sure that every barangay has water.
5. Dir. Roldan L. Torralba attended the Forum on R.A. 9184, "A Water District Experience" last September 15-16, 2014, Grand Regal Hotel, Davao City, which pertains to the updates of the procurement law.
6. 32nd NorMin NRM Forum, October 29-30, 2014, Kaamulan Open Theatre, Kaamulan Ground, Malaybalay City, Bukidnon, whereby water district professionals, key decision-makers and technology suppliers and Member Water Districts gathered, to work together towards goals of mutual interest, cooperation and efficient administration of water services, capacity development to become climate change resilient, in order to sustain operational efficiency.
7. 2nd International River Summit, November 18-20, 2014, Marikina Hotel & Convention Center, Manila, to which leaders, representative from nations and Resource Speakers were one in sharing their history, culture, experiences, resolves, future risk of peoples throughout the earth, when we refuse to change, cooperate and help to take care of our rivers, environment, restore the ecological balance of what has been destroyed by man's greed resulting to severe climatic changes.

Attendance to Seminars, Meetings and Others:

1. Dr. Juanito A. Lao and Dir. Roldan Torralba attended the 1st MAWD Board of Trustees and Special Meeting last February 27, 2014, Philtown Hotel, Cagayan de Oro City, pertaining to the Implementing Rules on the grant of PBB.
2. Dir. Roldan L. Torralba attended the meeting with LWUA Legal Counsel last April 25, 2014, Manila.
3. The Board attended the MAWD Special Meeting last July 31, 2014 at Bukidnon Roadhouse Grand Hall, Bagontaas, Valencia City, Bukidnon, to which the Board of Directors and General Managers from Member Water Districts, met the new LWUA chairman Andres F. Ibarra, who discussed the need of water districts to adopt to address climate change, like the implementation of the Sewerage Law covering five provinces and 45 water districts. Internal and Audit Controls- or Good Governance Initiatives, with an Open Forum on LWUA-WD related concerns on NLIF and PSF Grants and Loans; PBB Guidelines for LWDs; Increase in Board Per Diems; Requirements for Water Rates Increase and Requirements for loan applications/ loans structuring .

WATERSHED AND ENVIRONMENTAL MANAGEMENT



Implementation of National Greening Program

BCWD entered into a Memorandum of Agreement (MOA) between the Department of Environment and Natural Resources (DENR), District Constituency Office (DCO), and Father Saturnino Urios University Foundation, Inc. (FSUUF) on June 23, 2014 for the implementation of the 130 hectares reforestation project through the National Greening Program (NGP) within the Taguibo Watershed.

The NGP was implemented in three (3) phases, i.e., the first two (2) phases covered 49 hectares, and the third phase covered 32 hectares.

On August 11, 2014, BCWD received a Notice to Proceed from DENR Region 13 for the Comprehensive Site Development of the 130 hectares NGP Project for the seedling production/procurement, site preparation and out planting. Consequently, on August 15, 2014,

BCWD received a 15% mobilization fund from the DENR amounting to ₱276,750.00. Thereafter, the first phase commenced.

On September 12, 2014 to October 7, 2014, a validation was conducted by the concerned agencies and was found out that the entire area was 100% planted.

On November 11, 2014, BCWD started the second and third phases of NGP implementation covering again 49 and 32 hectares, respectively. On December 12-15, 2014, the validation from the concerned agencies was conducted and confirmed the 100% accomplishment.

Maintenance of Reforestation Project

The reforestation projects implemented for CY 2010 to 2013 totalled 25 hectares which

were planted with various fruit and forest tree seedlings. BCWD maintained these areas in order to sustain a higher survival rate of the planted seedlings through periodic brushing, weeding and re-planting.

The 25-hectare reforestation was divided in two (2) maintenance areas, i.e., 14 hectares scheduled every two (2) months and 11 hectares scheduled every quarter. After series of maintenance activities, the survival rate at the 14-hectare area was 88.06% and the survival rate at the 11 hectare area was 92.02%. The average survival for the entire 25 hectares was 90.04% which was higher than the target survival rate of 88% or an accomplishment of 102%.

PUBLIC INFORMATION/ RELATIONS

The Butuan City Water District's (BCWD) Public Information/ Relations strives with the demand for a more dynamic communication program for concessionaires to better understand the role of the water district in the development and progress of the community. With emphasis on information dissemination, the concerned Division has inculcated awareness and consciousness unto the people of Butuan not only through the press and news releases it distributes but also through the local contests and information materials which right from conceptualization are designed to cater to the understanding of the youth on their roles as stewards of the precious resource as well as the understanding of the public on how the BCWD functions.

PRESS/ NEWS RELEASE:

Press Releases

- 265 stories / announcements were released as of end of December compared to last year's 217.

News Releases

- 23 news/feature stories were released as of end of December compared to last year's 4.

Interviews

- 33 Hook-in live / recorded interviews as of end of December compared to last year's 15.

INSTITUTIONAL ADS/ INFORMATION MATERIALS:

Advertisements

- 136 advertisements were produced, comprising of 47 print ads, 45 radio, 34 sponsorship, 10 TV as of end of December 2014 compared to last year's 106, 42, 40, 29 and 6, respectively.

Breakwater

- A total of three (3) issues of Breakwater were released as of end of October 2014:

* 2013 3rd quarter issue	-	300 copies
* 2013 4th quarter issue	-	300 copies
* 2014 1st quarter issue	-	<u>300 copies</u>
		900 copies

While the printing of 300 copies of the 2nd quarter issue of the Breakwater for 2014 is on-going as of this writing.

Informational Printing

- As of end of December 2014, the CREAD was able to release the following printed materials:

* Customized BCWD Notebooks.	-	6,000 copies
* Source to Tap (Rizo)	-	400 copies
* BCWD in 60 seconds (Rizo)	-	400 copies
* Water Saving Tips (Rizo)	-	400 copies
* 2015 BCWD Calendar (to be distributed)		
Big	-	500 copies
Small	-	3,000 copies
		10,700 copies

While a number of information materials' printing are on-going at the printing press, to wit:

* Customer/Media Survey	-	13,000 copies
* Water Saving Tips	-	3,250 copies
* BCWD in 60 Seconds	-	3,250 copies
* From Source to the Taps	-	3,250 copies
* Watershed	-	<u>3,250 copies</u>
		26,000 copies

- - A total of 53 tarpaulins were designed and printed compared to last year's 50.
- - A total of 3 backdrops were produced.
- - A total of 4 billboard refacing was completed as of end of December 2014.
- - 15 billboards for BCWD Completed Projects already at the supplier for printing and then for installation.

INSTITUTIONAL ACTIVITIES

Local Contests

* 10th Photo Contest

- The 10th Photo Contest on-location shooting was conducted last March 25, 2014 at the Infiltration Gallery, Iyao, Anticala. A total of 12 elementary compared to last year's 17 and 12 high school compared to last year's 17 participated in the said contest.

* 25th On-the-Spot Poster Making Contest

- The 25th On-the-Spot Poster Making Contest was held last April 2, 2014 at the BCWD Roofdeck. A total of 14 elementary pupils and 15 high school students participated in the said contest compared to last year's turnout of 19 for the elementary and 12 for the secondary level.

* 13th Tap and Drill Olympics

- The 13th Tap and Drill Olympics was conducted last April 4, 2014 at the back of the BCWD Administration Building, Butuan City. A total of 14 BCWD employees participated in the said competition compared to last year's 12.

* 5th Parliamentary Debate

- The 5th Parliamentary Debate was conducted last September 18-19, 2014 at the BCWD Training Hall. A total of 7 Colleges/Universities comprising of 10 teams of 3 members participated in the said contest compared to last year's 3 colleges comprising 6 teams.

* 27th Local Oratorical Contest

- The 27th Local Oratorical Contest was conducted last October 17, 2014 at the LJ Mega Convention Center with a total of 17 High School Participants compared to last year's 11.

* Quarterly Water Quiz Show

- **1st Quarter Water Quiz Show** was conducted last February 20, 2014 at the BCWD Training Hall. A total of 25 elementary compared to last year's 25 and 20 High School students compared to last year's 20 participated in the said contest.
- **2nd Quarter Water Quiz Show** was done last April 3, 2014 at the BCWD Training Hall with a total of 13 elementary compared to last year's 24 and 13 high school compared to last year's 18 participants.
- **3rd Quarter Water Quiz Show** took place last August 28, 2014 at the BCWD Training Hall with a total of 26 Elementary compared to last year's 31 and 19 High School participants compared to last year's 25.
- **4th Quarter Water Quiz Show** was conducted last October 24, 2014 at the BCWD Training Hall. A total of 21 Elementary compared to last year's 36 and 24 High School students compared to last year's 22 who participated in the said contest.

-The Butuan City Water District Water Quiz Show Grand Championship Match 2013 was conducted last November 28, 2014 at the BCWD Training Hall, 9:00 am for the Elementary Level and 2:00 pm for the Secondary Level. The four champions from every quarter participated in the said contest. REGINAH REIGN S. ARAIS of Light and Life Learning Center was the champion for the elementary level while KENJIRO P. MITSUI of Angelicum Montessori School was declared the champion for the high school level.

NATIONAL REPRESENTATION

3rd PAWD National Science and Math Quiz

- Overall champion for the 3rd PAWD National Science and Math Quiz elementary level was Katrina Rose Fernando from Libertad Central Elementary School for the elementary level and Kris Valerie S. Navidad from Corpus Cristi High School for the high school level representing Northern Mindanao Natural Resources Management Council (NorMin-NRMC) and Cagayan de Oro City Water District (COWD).

Water District Week

- *Film Showing (February 17, 2014)*

Participating Schools	No. of Students
Butuan Grace Christian School Grade School <i>February 17, 2014; 9:00 A.M.</i>	20
Butuan Grace Christian School High School <i>February 17, 2014; 9:00 A.M.</i>	20
Doongan Elementary School <i>February 17, 2014; 2:00 P.M.</i>	21
Libertad National High School <i>February 17, 2014; 2:00 P.M.</i>	20

40th BCWD Anniversary

- Produced 398 Anniversary T-Shirts for employees and concessionaires.

- Activities conducted during the anniversary included:

- * Motorcade
- * Mass Feeding and Deworming
- * Distribution of School Supplies
- * Sportsfest
- * Bloodletting
- * Visit to Por Cristo
- * Visit to Balay Silonganan
- * Culminating Activity and Awards Night

Tour to BCWD Facilities

- The tour was conducted last March 20, 2014 with a total of 46 participants including teachers from Enfant Cheri Study Centre, Inc.

Bisita Eskwela

1st Quarter Bisita Eskwela

Participating Schools	No. of Students
Ampayon Central Elementary School <i>February 18, 2014; 9:00 A.M.</i>	84
Ampayon Integrated High School <i>February 18, 2014; 9:00 A.M.</i>	63
Angelicum Montessori Elementary School <i>February 18, 2014, 2:00 P.M.</i>	50
Angelicum Montessori School High School <i>February 18, 2014, 2:00 P.M.</i>	25

2nd Quarter Bisita Eskwela

Participating Schools	No. of Students
Mahayahay Elementary School <i>July 16, 2014; 9:00 A.M.</i>	155
Pigdaulan Elementary School <i>July 17, 2014; 9:00 A.M.</i>	124
Pigdaulan National High School <i>July 17, 2014, 9:00 A.M.</i>	141
Butuan City School of Science and Trades <i>July 17, 2014, 2:00 P.M.</i>	58

3rd Quarter Bisita Eskwela

Participating Schools	No. of Students
Taligaman Elementary School <i>September 24, 2014; 9:00 A.M.</i>	100
Taligaman National High School <i>September 24, 2014; 2:00 P.M.</i>	209
Cabcabon Elementary School <i>September 25, 2014, 9:00 A.M.</i>	25
Cabcabon Integrated High School <i>September 25, 2014, 9:00 A.M.</i>	26

4th Quarter Bisita Eskwela

Participating Schools	No. of Students
Amparo Elementary School <i>November 17, 2014; 9:00 A.M.</i>	86
Amparo National High School <i>November 17, 2014; 2:00 P.M.</i>	30
La Trinidad Elementary School <i>November 18, 2014, 9:00 A.M.</i>	77
La Trinidad Integrated High School <i>November 18, 2014, 9:00 A.M.</i>	64

Watershed Community Symposium

1st Watershed Community Symposium

Last September 30 - October 1, 2014, BCWD conducted the 1st Watershed Community Symposium visiting two (2) sitios, Sitio Dugyaman and Sitio Tagkiling, respectively.

During the visit, aside from the BCWD staff, other partner agencies also joined, namely:

- FSUU Foundation represented by Mr. Kem Dumanon; and
- Office of Congressman Lawrence Fortun represented by Mr. Ian Joseph Sabado.

Total number of participants:

Date	Sitio	No. of Participants
September 30, 2014	Sitio Dugyaman	52
October 1, 2014	Sitio Tagkiling	158

2nd Watershed Community Symposium

Last November 20, 2014, BCWD conducted the 2nd Watershed Community Symposium visiting one (1) sitio, Sitio Mahayahay. Since, said sitio has a bigger population, the symposium was scheduled in two (2) sets. However, due to some busy schedule, the symposium was conducted only in one (1) day.

During the visit, aside from the BCWD staff, other partner agencies also joined, namely:

- FSUU Foundation represented by Mr. Kem Dumanon; and
- Office of Congressman Lawrence Fortun represented by Mr. Ian Joseph Sabado.

Below is the total number of participants:

Date	Sitio	No. of Participants
November 20, 2014	Sitio Dugyaman	89

Turn-Over of Schools Supplies

Last October 27, 2014, the BCWD CREAD gave away schools a set of notebooks to the students of Dugyaman Elementary School.

Production of Program / Invitation

A total of 75 copies of program invitations were produced:

* Parliamentary Debate	-	20 pcs.
* Local Oratorical Contest	-	30 pcs.
* BCWD Employees Awards (Anniversary)	-	20 pcs.
* BCWD Watershed Community Symposium	-	5 pcs.
		75 pcs.

Production of Video Presentations and Powerpoint Presentations

- The CREAD was able to produce the following:
 - * Twenty (20) movie presentations shown at the collection lobby.
 - * Two (2) powerpoint presentations:
 - for the Investment Board
 - Orientation of BCWD New Employees

Facilitate Visitors and Photo Documentation of BCWD Activities

- 65 events/activities were documented through photos and videos by the CREAD staff.

- Facilitated one (1) requested tour from CSU. The tour took place last August 20, 2014. There were a total of 24 students and 1 CSU Professor who visited BCWD's Infiltration Gallery and the Filtration Plant.

Linkages with Other Water Districts

- The SPRO, Mr. Ramil S. Barquin is the Vice-Chair of PAWD's Official Publication "Aquarius." He completed editing three (3) issues of the Aquarius Magazine.

- Assisted PAWD in the preparation of guidelines and coverage and the conduct of the contest for the National Science and Math Quiz for 2014.

Government Relations

- There were a total of 45 participants coming from 8 different agencies such as Department of Environment and Natural Resources (DENR), DENR-EMB, Department of Agriculture, DILG, OWWA, PSA-NSO, PhilHealth and different offices under the LGU Butuan during the Water Consciousness Week celebration motorcade.

Media Relations

Media Kits

During the Anniversary Celebration, Press Kits were distributed to the different media outlets to update them of the accomplishments as well as projects of BCWD for the year last March 31, 2014.

Media Briefing

A media briefing also took place last August 5, 2014 for some updates on the operation of the BCWD.

Customer Relations

Anniversary Give-Aways

Conducted last April 2 and 4, 2014 at the BCWD 2nd Floor Lobby, assorted grocery items were distributed to the concessionaires paying their water bill.

Pamaskong Handog

The 2014 Pamaskong Handog was conducted last December 18-19, 2014 at the 2nd floor lobby of the BCWD Administration Building. Assorted items were given to paying customers within the two (2) - day period such as soy sauce, sugar, laundry detergent, cooking oil, noodles, coffee and a lot more. The total number of items released is reflected in the table below:

Pamaskong Handog	Total No. Distributed
Concessionaires for 2 days (December 18-19, 2014)	1,891

An engineering marvel that offers an effective long-term solution to Butuan's water supply problem



Happening through Public-Private Partnership



Partnering with the private sector to undertake the Taguibo Water Supply Development and Water Treatment Facility Service Project provides an effective long-term solution to Butuan's water supply problem.

The Public-Private Partnership project is under a contractual joint venture agreement authorized by the 2008 NEDA Joint Venture Guidelines. Under the contract, Butuan City Water District contributes the use of its water rights and its existing treatment facilities while Taguibo Aquatech Solutions Corporation (TASC) provides all the financial requirements and ensures the construction and operation of pre-treatment facilities and a new water treatment facility. The pre-treatment facilities include a sabo dam, impounding weir, desander and sedimentation pond, and gravity filters. These provide a solution that has long term benefits and present no financial risk on the part of the BCWD as TASC takes care of the funding. Water rate is kept stable and the contract price is subject to annual review.